



SANOSIL

DISINFECTANTS FOR LIFE 



Sanosil Super 25

Disinfectant concentrate for agricultural applications

www.sanosil.com

Sanosil Super 25

Disinfectant concentrate for agricultural applications



... ideal for cleaning and maintaining irrigation installations, treating irrigation water and disinfecting surfaces in greenhouses.

- ✔ Effective disinfection with a long-lasting effect
- ✔ Highly effective against biofilms and VBNC bacteria
- ✔ Very high yield – effective from 0.01 ml/l
- ✔ Straightforward dosing and concentration measurement in the water
- ✔ Multiple application options (water, surfaces and air, etc.)
- ✔ No phytotoxicity (when dosed)
- ✔ With catalytically enhanced hydrogen peroxide
- ✔ The hydrogen peroxide completely (100%) decomposes into water and oxygen
- ✔ Shelf life of over 2 years
- ✔ High-quality product made in Switzerland



SANOSIL
DISINFECTANTS FOR LIFE 

SANOSIL AG • CH-8634 Hombrechtikon • Switzerland
E-mail: service@sanosil.com
www.sanosil.com



Sanosil Super 25 product description

Sanosil Super 25 is a multifunctional, highly concentrated disinfectant for agricultural applications. It is suitable for disinfecting water, pipes and tanks as well as for treating surfaces and equipment. Super 25 is exceptionally powerful against biofilms, which makes it the preferred product for eliminating and preventing germs and blockages in irrigation systems.

Hydrogen peroxide is used as the active ingredient. It is also stabilised and its disinfecting effect is catalytically enhanced several times over by adding a minimal amount of silver ions. **This process can increase the disinfection effect by up to 800%.**

After application, hydrogen peroxide also completely decomposes into water and oxygen. The minimal amount of silver remaining after the peroxide has broken down inhibits the multiplication of germs and has additional conservation properties, especially in water systems.



Biofilms and VBNC

Biofilms (slimy deposits of bacteria, fungi and protozoa) not only cause blockages in irrigation systems. They also protect potential plant pathogens from disinfection measures. In the case of serious biofilm growth, disinfection with conventional products is generally useless, because the biofilms cannot be reliably removed.

In addition, the bacteria are often in a "VBNC" state. (VBNC = Viable But Not Culturable). This skews performance controls and offers a false sense of security.

In contrast, Sanosil can effectively eliminate and prevent both biofilms and VBNC germs.



Sanosil Super 25



Overview

PRODUCT TYPE

Concentrate (hazardous substances)

SUITABILITY

Water disinfection (water treatment, irrigation systems, tanks)

Surface disinfection

(Rooms, work surfaces, flooding desks, pots and equipment, etc.)

Substrate treatment

(Treating plant substrates)

EFFECTIVE AGAINST

(Depending on concentration) bacteria, yeasts, fungi/moulds, viruses, spores

SHELF LIFE

2 years

CONTAINS

49.8g/100g hydrogen peroxide, 0.05g/100g silver as the catalyst



Sanosil Super 25: How it works

- 1** The oxygen ($^1\text{O}_2/\text{O}_2$) released by the hydrogen peroxide attacks the cell walls of the microorganisms. The process of oxidation (cold combustion) denatures and destroys them.
- 2** The effect is supported by silver ions, which enhance the effect of the peroxide in a catalytic process. They also block the metabolism (where applicable) and the ability of the germs to multiply.



SANOSIL
DISINFECTANTS FOR LIFE

SANOSIL AG • CH-8634 Hombrechtikon • Switzerland
E-mail: service@sanosil.com

www.sanosil.com



General line disinfection (shock, without dosing device)

Shock disinfection is applied as initial treatment for acute contamination. It dissolves and eliminates biofilms and cleans the system of deposits.

Although we strongly recommend a proportional dosing device or, even better, a dosing pump for the regular application of Sanosil Super 25, a contaminated system can also be disinfected without special equipment. A mixing container and a pump as well as protective equipment for your eyes and skin will suffice.



Sanosil Super 25

Procedure:

Mix **Sanosil Super 25 (B)** with water in a container **(C)**. Dosage: 1 ml per litre of water (= 1000 ppm).

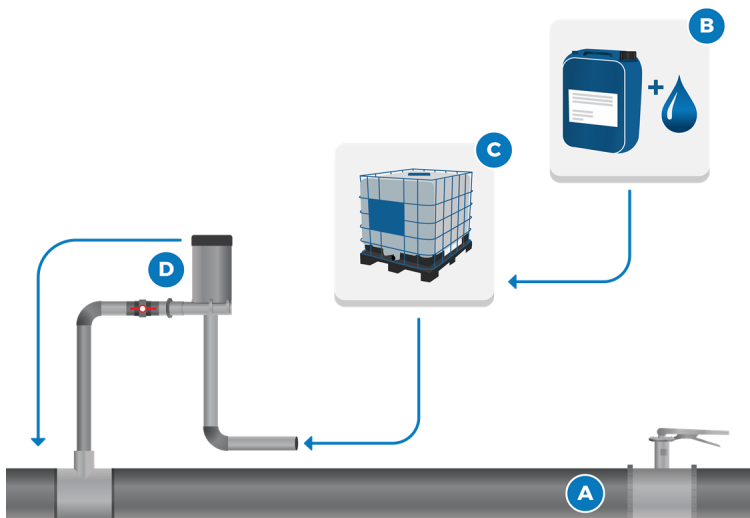
Pump the **disinfectant solution** into the system to be disinfected **(A)** using a pump **(D)** and fill it completely. To do this, open all taps until disinfectant solution flows out. Test with measuring strips. Prevent dead water zones and air pockets.

Note: observe the following if drinking-water tapping points are also connected to the system. During disinfection, block the corresponding tapping points that are in regular use or add the appropriate warnings.

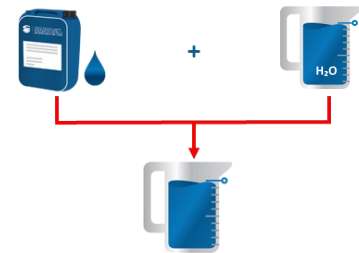
Allow the disinfectant solution to take effect for at least **4 hours** (safety margin due to possible biofilms).

Occasionally open the water tapping points slightly so that fresh disinfectant solution can flow in and a uniform concentration can be maintained in the system.

Flush the system. If necessary, check for disinfectant residues using measuring strips.



1 ml of Super 25 1 litre of water



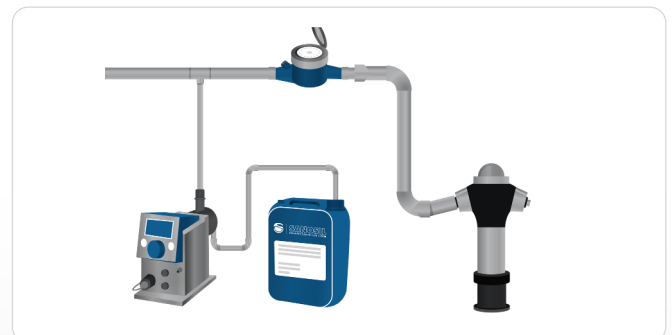
Dosage for shock disinfection: 1 ml of Super 25 per 1 litre of water = 1000 ppm

Verification of disinfectant content:



Sanopstrips 200 measuring strips, which react to Sanosil Super 25 by turning blue, are suitable for detecting Sanosil in water.

Proportional dosing unit:



We recommend using a proportional dosing pump for regular applications.



SANOSIL
DISINFECTANTS FOR LIFE

SANOSIL AG • CH-8634 Hombrechtikon • Switzerland
E-mail: service@sanosil.com
www.sanosil.com



Application in irrigation systems/piping systems

An increased dose of disinfectant is added sporadically to the contaminated system during a **shock disinfection procedure**. This is carried out for acute eradication of germs and the removal of biofilms.

Maintenance disinfection involves the continuous application of small doses of disinfectant. The objective here is to prevent or inhibit the formation of new germs and biofilms.

Combining the two methods is ideal.

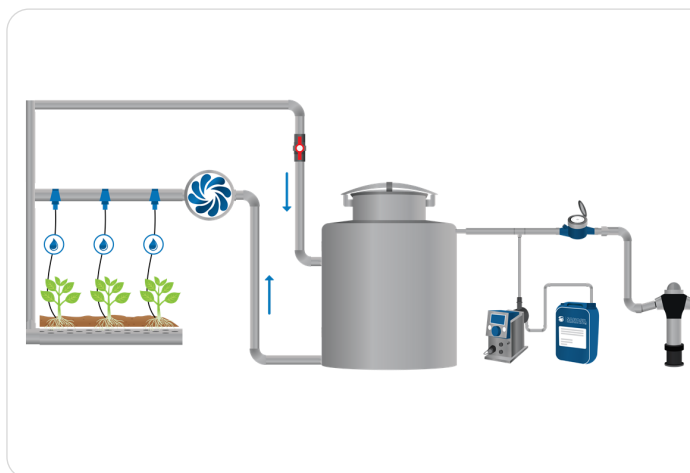
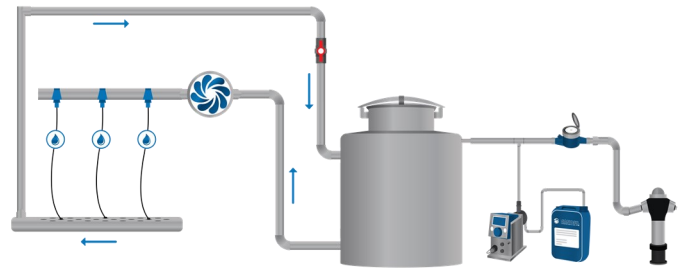


Sanosil Super 25

Shock disinfection (initial treatment)

Shock treatment is used for basic disinfection in contaminated water systems, such as pipes and tanks with biofilm formation.

1. Mix disinfectant solution:
Dosage: 1 ml of Super 25 per litre of water (=1000 ppm)
2. Completely fill the pipes/tanks with disinfectant solution
3. Let it work for at least 4 hours (preferably overnight)
4. Flush out disinfectant solution



Continuous treatment (with return flow)

The continuous treatment of the water or nutrient solution following shock dosing prevents biofilm from forming again. In case of return systems, it also prevents the spread of plant pathogens, such as root rot. It is suitable for both top feeders and flood desks. Positive side effect: the oxygen split off by the hydrogen peroxide promotes root formation.

Dosage: approx. 0.05 ml of Super 25 per litre of water (50 ppm)

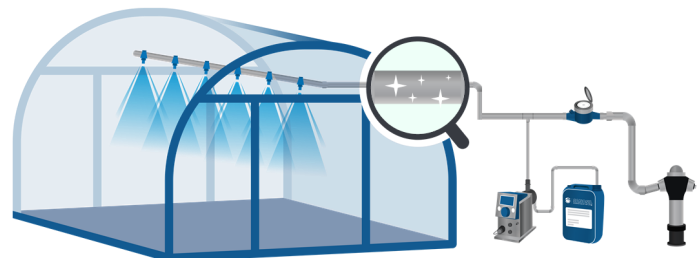
The objective is to achieve an average content of 20 – 30 ppm of Super 25 in the return flow. If the value is too low, increase the dosage as necessary.

Sprinkler systems (without return flow)

Adding a small amount of Sanosil Super 25 to a clean system prevents biofilm from building up as well as blockages caused by bryozoans and algae.

Dosage: 0.03 ml of Super 25/litre of water (30 ppm), measured at the spray nozzle.

(Tip: a short-term increase in dosage at the end of an irrigation or spraying cycle to 700 – 1000 ppm Super 25 is used to control mould spores (*Fusarium oxysporum*) on plants, such as orchids).



SANOSIL
DISINFECTANTS FOR LIFE 

SANOSIL AG • CH-8634 Hombrechtikon • Switzerland
E-mail: service@sanosil.com

www.sanosil.com



Application on surfaces

Surfaces, such as work tables, flooding desks and equipment, etc. can be effectively disinfected by spraying with a freshly mixed solution of Sanosil Super 25. Spray application is possible using a cold fogger, a low-pressure sprayer (pump or compressed air) or (as a special case) a thermal fog generator.

The following must be observed:

- A:** The cleaner the sprayed surfaces, the more effective Sanosil Super 25 will be.
- B:** If larger quantities of aerosols are produced, appropriate protective equipment for the eyes and respiratory tract must be worn.



Surface disinfection (with cold fogger)

Recommended dosages:

3% Super 25 (1 part S0100, 33 parts water)

(for standard disinfection tasks)

10% Super 25 (1 part S0100, 9 parts water)

(for highly contaminated surfaces, controlling moulds and algae)

Fill a cold fogger with disinfectant solution and spray the surfaces. **Consumption approx. 30 – 50 ml per m²**

Important: we strongly recommend using an ABEK-P3 protective mask when working with cold foggers.



Surface disinfection (with pressure sprayer)

Pressure sprayers are ideal for smaller, targeted applications.

3% Super 25 (1 part S0100, 33 parts water)
(for standard disinfection tasks)

10% Super 25 (1 part S0100, 9 parts water)
(for highly contaminated surfaces, controlling moulds and algae)

Disinfectant solution: **consumption: approx. 50 ml per m²**

Treating plants

To treat certain fungal diseases, such as powdery mildew and Fusarium infections, plants can also be sprayed directly with up to 3% Sanosil Super 25 solution.

For acute powdery mildew infestation: approx.

50 ml/m² of area

Treatment for 3 days in a row.

Controlling Fusarium Oxysporum: add 0.7-1 ml of Sanosil Super 25 per litre of water (= 700 – 1000 ppm) to the irrigation water. (See also previous page)



SANOSIL
DISINFECTANTS FOR LIFE 

SANOSIL AG • CH-8634 Hombrechtikon • Switzerland

E-mail: service@sanosil.com

www.sanosil.com



Special applications:



Important safety note:

Sanosil Super 25 is a highly concentrated disinfectant and causes skin irritation – as well as serious eye damage – in its concentrated state. Always wear protective gloves and goggles when preparing Sanosil solutions.

Before using Sanosil Super 25, read and follow the instructions on handling, storage and transport in the safety data sheet.



Sanosil Super 25

Room disinfection (with thermal fog generator)

Ideal for controlling airborne mould spores. Mix fogging solution (enough for approx. 100 m³):

150 ml of Super 25 + 850 ml of water + (optional) 70 ml of fogging agent (PEG).

Close doors, windows and hatches. Fill a suitable thermal fog generator (e.g. Swingfog) with fogging solution and apply to the room. Then let it work for at least 3 hours. (Plants are not affected)

Attention: wear a protective mask for your eyes and respiratory tract when fogging and entering the room before the disinfectant fog has completely decomposed.



Water treatment (not used as drinking water)

Adding Sanosil Super 25 can sterilise contaminated water in tanks and/or preserve it for several weeks. This can be particularly useful in rainwater cisterns with low circulation, long standing times and high temperatures to prevent the formation of algae and biofilms.

Dosage: 0.1 ml of Sanosil Super 25 per litre of water.
Add again as needed after 2–4 weeks.

Substrate preparation

Disinfecting new or reused planting substrate prevents the transmission of plant diseases.

Generously spray the substrate with 3% Sanosil Super 25 solution to do this. (Slight foaming is normal.)

Consumption: 100–200 ml /m² of area depending on the absorbency of the substrate.



SANOSIL
DISINFECTANTS FOR LIFE 

SANOSIL AG • CH-8634 Hombrechtikon • Switzerland
E-mail: service@sanosil.com
www.sanosil.com



Use biocides with caution. Always read the label and product information before use.

Our application notes, both in written and verbal form, are based on extensive testing. We provide advice to the best of our current knowledge, but without any obligation insofar as the application and storage are beyond our direct control. Product descriptions or information about the properties of the preparations do not contain any statements concerning liability for any damage.



SANOSIL AG

CH-8634 Hombrechtikon
Switzerland

E-mail: service@sanosil.com

www.sanosil.com